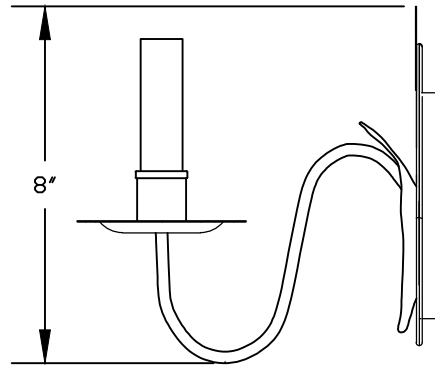
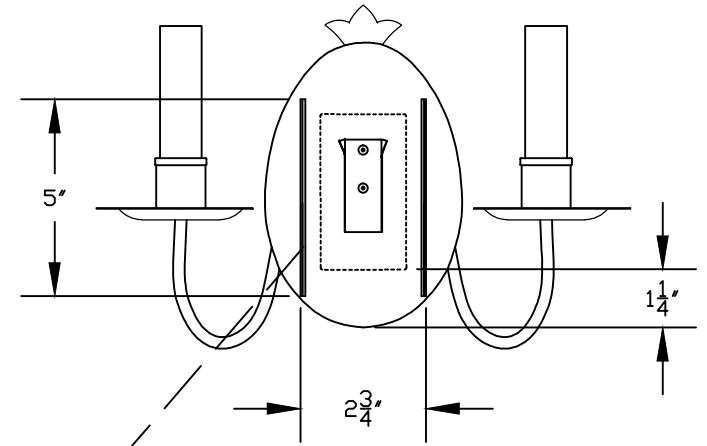


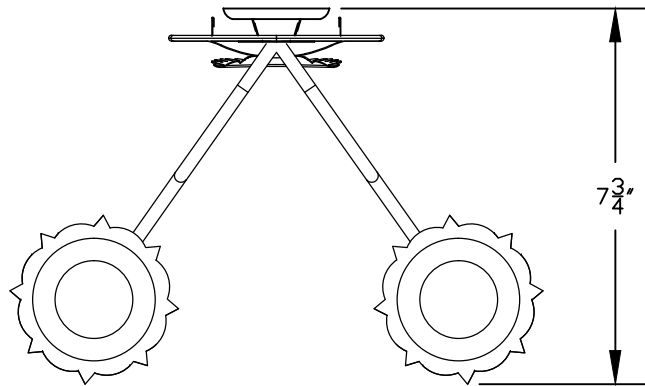
① SCONCE FRONT ELEVATION VIEW



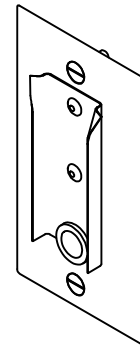
② SCONCE RIGHT ELEVATION VIEW



③ SCONCE REAR ELEVATION VIEW



④ SCONCE PLAN VIEW



⑤ 2" x 4" JUNCTION BOX MOUNTING ASSEMBLY DETAIL

Scofield
 REMAINS OF LIGHTING

NOTE: Fixtures are hand made one at a time.
 There may be slight variations in measurement
 and tolerances when comparing to actual CAD
 drawing.

CONFIDENTIALITY STATEMENT. The information contained in this Drawing, including attachments, is confidential information property of Heritage Metalworks LLC and Scofield Lighting. The information is intended for use solely by the individual or entity named in the message and or email sent with. Any unauthorized review, printing, copying, reproduction or distribution of such information to other parties is prohibited. If you are not an intended recipient of this, please notify Heritage Metalworks LLC by reply e-mail and delete from your system.

HMW
 Heritage Metalworks

Scofield Lighting
Acanthus Leaf Sconce - Double Arm
910W